

Cruiser

GB



Concorde
REISEMOBILE AUS LEIDENSCHAFT



UNCOMPROMISING INDEPENDENCE.

An absolutely premium-class alcove, which is just right for individualists: the Cruiser boasts a perfect combination of luxury and performance. It contains our unique expertise based on 30 years of experience in alcove construction, as well as the knowledge that even the best can be improved. For example the entire body is now manufactured in a lightweight-sandwich construction, making the current Cruiser weigh 45 kilograms less. Never before has independence in the Cruiser been so long-lasting.



C

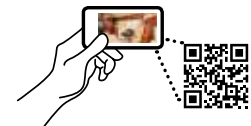
CONTENTS

Cruiser	4
Interior design	8
Furniture options	24
Leather and fabrics	26
Technical features	28
Floor plans	32
Passion	34



Get the complete overview!

Some of the illustrations in this brochure are accompanied by a QR code. For an interactive, 360-degree view on a smartphone or a tablet, simply scan the code with a QR code reader.



Cruiser

POWERFUL. AND FULL OF IMPRESSIVE IDEAS.

Feel the pure freedom. The Cruiser stands out thanks to its unbridled power and the highest functionality. There are three floor plans available on the chassis of the MAN TGL and the Mercedes Benz Atego for you to choose from. A high seating position provides optimum all-round visibility, thus increasing safety on the road. Additional distinguishing features of the Cruiser are its absolute strength in winter, four exceptionally comfortable beds and an intelligent storage-space concept.







G


GENEROSITY IN TERMS OF COMFORT AND EQUIPMENT.

The living room. Treat yourself to a journey in which you will not have to do without any modern amenities. In a spacious and elegant living area equipped with quality furniture you can choose between Wenge or Cherry-Fineline optics which are available as standard. In addition to the Concorde Soft-walk-commercial floor covering for highest comfort and long wearing combine to deliver an optimum in insulation. As comfortable as at home, regardless of where you are.











A

AN INFINITELY VARIABLE
CONCEPT WITH EXTENSIVE
STORAGE AREA.

The kitchen. To cook creative means variety – even on the road. Adaptability is therefore the defining element in the kitchen: perfectly integrated kitchen utilities, the large-scale mineral kitchen worktop and an intelligent storage concept, create full independence while traveling.









SIZE GUARANTEES INDEPENDENCE.


The bathroom. Even in the spacious Premium Bathroom with shower and toilet inundates the Cruiser with particularly high-quality equipment. Adequate sized fresh and gray water tanks for the upmost comfort of use.











R

RELAX AND ENJOY
COMPLETE FREEDOM.

The sleeping area. The alcove is the favourite place for children in a motorhome – in the Cruiser, that's also true for adults: the interior height of 70 centimetres creates a surprising amount of headroom. The rear bed and the alcove double bed are equipped with the Concorde comfort mattress system. And if you get out of any of these beds at night, the optional underfloor heating throughout the entire interior floor will ensure that you don't get cold feet.







Cherry



Cherry with high gloss cupboard fronts (added option)



Wenge



Wenge with high gloss cupboard fronts (added option)

THE FURNITURE LINES – CLASSIC STYLE OR CLASSY AND MODERN.

The design concepts. Two different design options, both of which create a feeling of space: The Liner Plus is available with furniture in noble Wenge wood finish (standard) or traditional cherry Fineline optics. High gloss cupboard fronts are available as an added option. The resilient soft-walk floor covering in the colours, antia anthrazit or as option in yacht look effect is ideally matched to each particular furniture line.

EXPRESSIVE IN ITS INTERIOR QUALITIES.

Leather and fabrics. Choose from various leather and microfibre covers; a few examples of these can be seen on the right-hand side. All materials are meticulously manufactured in selected workshops, adhering to Concorde's strict quality requirements. To allow them to retain their typical qualities during their long life on the road, they undergo an innovative waterproofing process: our microfibre materials are equipped with ConLotus, whilst our leathers are equipped with the anti-soiling Aquaderm X-Shield. Dirt does not stick, liquid simply rolls off, and the feel and suppleness are preserved. In addition, you can choose the Concorde designed Redonda upholstery. It ensures optimum grip, relaxes the spine and supports the lumbar region.



Classic – Upholstery



Redonda – Upholstery



Textile/microfibre combination "Cream"



Textile/microfibre combination "Caramel"



Leather "Stone"



Leather "Savanna"



Leather "Mother-of-pearl"



Exclusive Leather "Rustic Grey"

SIMPLY WONDERFULLY THOUGHT THROUGH. TECHNOLOGY AND OTHER FEATURES.

A Rear bed with sprung base. In this modern sleep concept, a refined sprung base replaces the previously used slatted frame. The high-quality cold-foam mattress and the adjustable headrest also ensure a particularly comfortable night's sleep. The rear bed with sprung base is also part of the standard equipment in the Cruiser.

B Mastervolt. The Mastervolt battery-management system monitors the charging cycles of the batteries, ensures a perfect utilisation of the storage capacity and prevents deep discharge. In the event of a weak mains connection, the Mastervolt system supports the land-based power. It can be controlled using a clear operating element with a battery monitor, and is available for all Concorde motorhomes.

C Garage doors. From the 2014 model year, all Concorde motorhomes will be equipped with garage doors as standard. Unlike the previously used garage flaps, these also allow partial opening. They provide optimum insulation thanks to their thermal separation.



B



C



D



E



D Service flaps. The new service flaps on Concorde motorhomes make the intermediate floors perfectly accessible. This makes loading and unloading this cross-cut storage space, even with bulky objects such as camping furniture, significantly easier.

E Alde hot-water and gas central heating. Hot-water and gas heating from Alde heats the vehicle consistently and thus maintains the natural air humidity. The temperature can be controlled individually using the thermostat as well as a timer. This doesn't stir up dust like conventional blower heaters do. The boiler is equipped with electronic heating cartridges which can either be used separately or in combination with liquid gas. An Alde system has a duct shut-off and an integrated hot-water boiler which supplies all tapping points. It is included in the standard equipment for all Concorde motorhomes.

F Truma air-conditioning system. For perfect air conditioning, the Cruiser, upon request, can be equipped with a 2400 W Truma air-conditioning system. The system is installed in the raised floor and can be controlled conveniently using an infrared remote control. What's more, Concorde is the first company in the motorhome industry that has the **Premium Comfort Climate Label** from Truma. It distinguishes us for offering our customers the highest levels of cooling comfort.

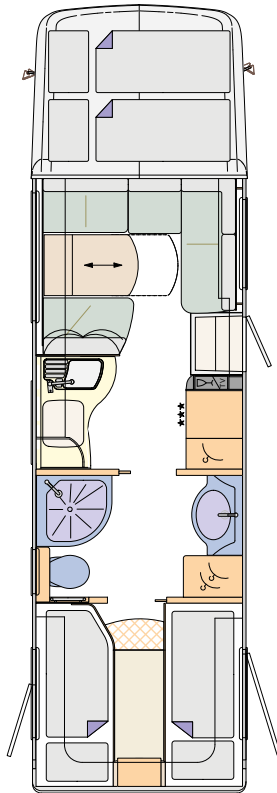


A large, stylized, light gray letter 'D' is centered in the background of the page. The letter is bold and has a slight shadow effect.

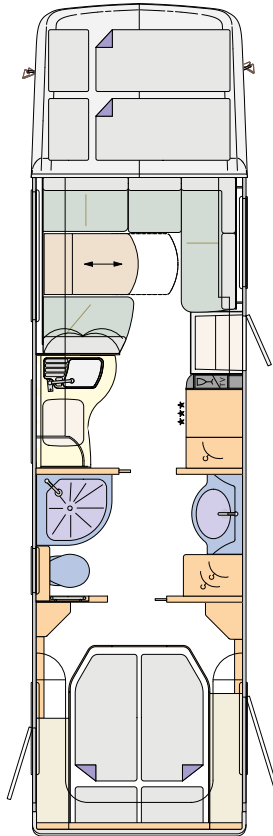
DIVERSITY, TAILORED TO
YOUR REQUIREMENTS.

The floor plans. Two strong chassis, an impressive weight class: MAN TGL and Mercedes Benz Atego have a gross vehicle weight of up to 12 tons. A total of three floor plans are available with two rear bed options for you to choose from.

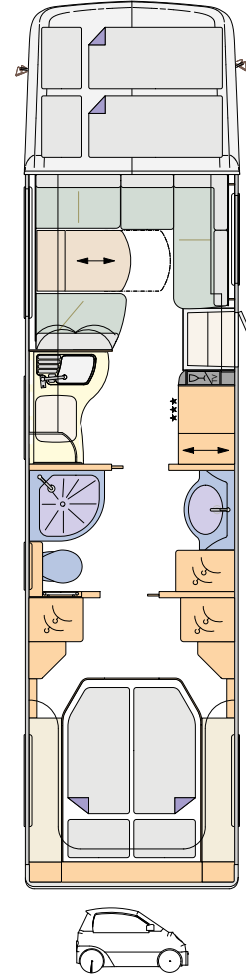
Cruiser C1 890 L/LR
MAN TGL
MB Atego



Cruiser 940 M/MR
MAN TGL
MB Atego



Cruiser 990 G/GR
MAN TGL
MB Atego



0

OUR DRIVE FOR YOUR PASSION.

The essence of mobile travel. Concorde is committed to the concept of quality craftsmanship. We manufacture motorhomes of the highest quality for the highest demands. Every vehicle is unique, every vehicle is a masterpiece, classically hand-crafted in a traditional Franconian company, with unwavering passion, enthusiasm and inspiration. Because a passion for motorhomes is what unites the people at Concorde. And it is that which unites us with you.





“We work in eight areas of expertise in the production department. Every day, we step up to the claim of manufacturing absolutely top-class vehicles and constantly becoming that little bit better.”

Martin Rosenbaum
Head of production



“We construct motorhomes for people with a passion for motorhomes. We have designed many things for everything up to the completion of such a vehicle. But we’ve also discarded just as much. After all, only the best ideas will do.”

Hermann Kaiser
Head of development





“In the service department, we provide straightforward assistance and solve problems quickly. Only the customer can decide whether we have done a good job. We are only completely satisfied with our own performance when the customer is.”

Armin Dietz
Head of customer service



Concorde

REISEMOBILE AUS LEIDENSCHAFT

Concorde Reisemobile GmbH
Concorde-Straße 2-4, D-96132 Schlüsselfeld-Aschbach
Tel.: +49 (0) 9555 9225-0, Fax: +49 (0) 9555 9225-44
Web: www.concorde.eu, E-Mail: info@concorde.eu

All information and illustrations apply to Concorde motorhomes from the 2015 model year. The model programme, technical specifications and features may vary from country to country. The design is based on the German Road Traffic Act (Straßenverkehrs-Ordnung – StVO) and the Road Traffic Licensing Regulations (Straßenverkehrs-Zulassungs-Ordnung – StVZO). We reserve the right to make changes, including without prior notice. Your Concorde dealer will be happy to provide you with up-to-date information. Please note that some illustrations also show vehicles with optional extras, which may deviate from the standard range.