

Credo

GB



Concorde
REISEMOBILE AUS LEIDENSCHAFT



PERFECT ENTRY INTO PREMIUM CLASS.

Luxury isn't a question of size. The proof has always been in the Credo: He has all the features that also set the large Concorde Motorhomes apart. Our entry model has just been thoroughly revised. New features include the exterior design with a succinct front and rear and a chassis base with a particularly high carrying capacity. Add to this a number of technical innovations and the renowned quality outfit. Typical Credo, typical Concorde.



C

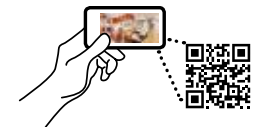
CONTENTS

Credo	4
Interior design	10
Leather and fabrics	28
Technical features	30
Floor plans	34
Passion	36



Get the complete overview!

Some of the illustrations in this brochure are accompanied by a QR code. For an interactive, 360-degree view on a smartphone or a tablet, simply scan the code with a QR code reader.



Credo

AMAZINGLY SPACIOUS, REALLY LUXURIOUS.

The benefits of a premium motorhome are also manifest themselves in the detail. For example, in especially generous headroom thanks to a total height of comfortable 3.25 metres, an Alde warm water heater for perfect indoor climate, the Concorde One Level Concept with a continuous stairless 350 mm high raised floor throughout the entire vehicle, as well as high quality wall and ceiling trim for optimum insulation. It goes almost without saying that the new Credo has it all.











Concorde

Credo 1114

Concorde

CONCORDE

C

COMFORT START AS YOU STEP IN.

The living room. The intelligent interior concept of the Credo keeps a perfect balance of functionality and comfort. The ergonomically shaped lounge furniture and lightweight construction furniture in high quality Wenge design with high gloss ceiling cabinet fronts made of Senosan in cream white are standard features just like the soft-walk floor covering developed by Concorde, which achieves top levels of comfort, insulation and durability.













THE NEW EASE OF COOKING.

The kitchen. The Credo's now kitchen is a clear commitment to quality and function as well. Pharmacist's drawers, drawers with servo soft close, an intelligent waste management system and engineered stone kitchen benchtop with formed stainless steel sink set standards in terms of space utilisation, design and usability in this class. And they create ideal conditions for preparing even menus with several courses.











B

BATHROOM CONCEPTS FOR SUPERIOR REQUIREMENTS.

The bathroom. The clever design of the bathroom section creates an enormous sense of space – be it as space bath (floor plans 761 H and 791 L) or as premium bath (floor plans 790 H and 840 L). Pumps and piping systems in each bathroom versions create sufficient water pressure to allow you a shower experience like at home. The large wardrobe and a separate dressing area complete the bathroom.












COMFORTABLE ENOUGH TO SLEEP RIGHT THROUGH YOUR HOLIDAY.

The bedroom. Separated by a sliding door from the living area, the bedroom promises perfect relaxation. It starts with the various choices of bed with generous sleeping area. Depending on the plan you have the choice between a rear transverse bed with head cushion or two single beds and an optional drop down bed. They all share the Concorde Comfort Plus bed system, a perfect combination of slat base and cold foam mattress for a restful sleep. Numerous LED spotlights and indirect lighting create a pleasant (reading) light.







A large, white, serif letter 'A' is centered in the background of the slide. The text 'ALL-ROUND VISIBILITY IN SERIES.' is overlaid on the 'A' in a dark blue, sans-serif font.

ALL-ROUND VISIBILITY IN SERIES.

The cab. A clear arrangement and the resulting optimal overview in all traffic situations are key criteria in the development of a cab for motorhomes. Road safety is always on board thanks to a raised seating position and the large coach-style external mirrors. And the new Concorde dashboard still lets you keep an eye on everything important at a glance.

PERFECTLY MATCHED.

Leather and fabrics. Choose from various leather, part leather, and microfibre covers; a few examples of these are shown on the right. All materials are meticulously manufactured in selected trade workshops according to Concorde's strict quality requirements. To ensure that they retain their typical qualities for as long as possible, they undergo an innovative waterproofing process: our microfibre materials are coated with ConLotus, whilst our leathers are coated with anti-soiling Aquaderm X-Shield. Dirt does not stick, liquid simply pearls off, and the feel and softness are preserved. In addition, the lounge seating is available with Concorde-designed Redonda upholstery: It ensures optimum grip, relaxes the spine and supports the lumbar region.



Classic – Upholstery



Redonda – Upholstery



Textile/microfibre combination "Cream"



Textile/microfibre combination "Caramel"



Leather "Stone"



Leather "Savanna"



Leather "Mother-of-pearl"



Exclusive Leather "Rustic Grey"

SIMPLY BEAUTIFUL THOUGHT. TECHNOLOGY AND OTHER FEATURES.


A Caratec sound system. The optional high-end components ensure optimum listening pleasure thanks to individual adaptation to location and floor plan for rich sound in the motorhome. 2-way speaker system Create (cab), high-end speakers including center speaker (living room) and a subwoofer an impressive music and TV experience.

B Insulated front shutter. The insulated front shutter is electronically operated and when completely closed assures that the front windscreen of the Vehicle is heated when required and offers protection against the summer sun.

C Fresh and waste water drain valves. Situated in the heated double floor the fresh and waste water valves are optimally positioned. Thanks to our quick release system the Tanks can be conveniently and quickly drained. Through the floor access points, the fresh and waste water tanks can easily be cleaned.

D Mastervolt. The Mastervolt battery-management system monitors the charging cycles of the batteries, ensures a perfect utilisation of the storage capacity and prevents deep discharge. In the event of a weak mains connection, the Mastervolt system supports the land-based power. It can be controlled using a clear operating element with a battery monitor, and is available for all Concorde motorhomes.







E Engine compartment. Perfectly tidy: the important elements in the engine compartment are easily accessible. Windscreen washer water and oil, for instance, can therefore be checked and refilled with ease.

F Service flaps. The new service flaps on Concorde motorhomes make the intermediate floors perfectly accessible. This makes loading and unloading this cross-cut storage space, even with bulky objects such as camping furniture, significantly easier.

G Fully insulated engine front wall. Exclusivity sometimes begins where nobody can see it: Concorde is replacing the partition originally installed between the engine compartment and the driver's compartment with a full-sandwich wall. This protects the vehicle interior from engine noise and provides optimum insulation (high level of efficiency in winter).

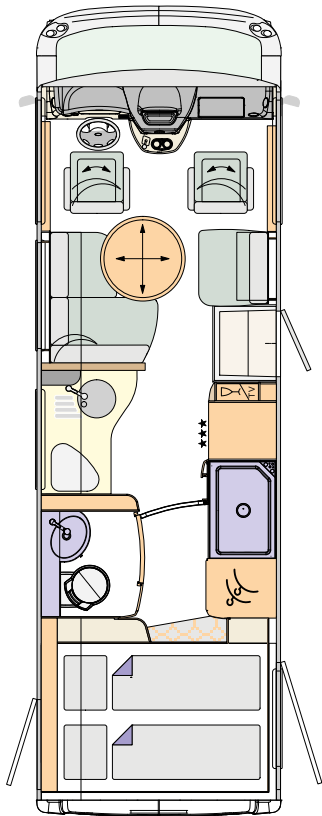
H Alde hot-water and gas central heating. Hot-water and gas heating from Alde heats the vehicle consistently and thus maintains the natural air humidity. The temperature can be control individually using the thermostat as well as a timer. This doesn't stir up dust like conventional blower heaters do. The boiler is equipped with electronic heating cartridges which can either be used separately or in combination with liquid gas. An Alde system has a duct shut-off and an integrated hot-water boiler which supplies all tapping points. It is included in the standard equipment for all Concorde motorhomes.



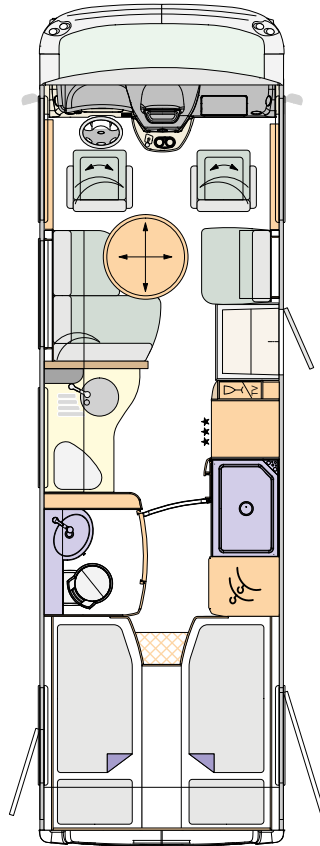
NOW THAT'S PERFECT SHAPES.

The floor plans. Four new variants with lengths of 7.65 to 8.45 metres:
The floor plans of the Credo are thought-out in detail and combine a generous spatial impression with a functionality perfected in every detail.
For comfortable travel in perfect shape.

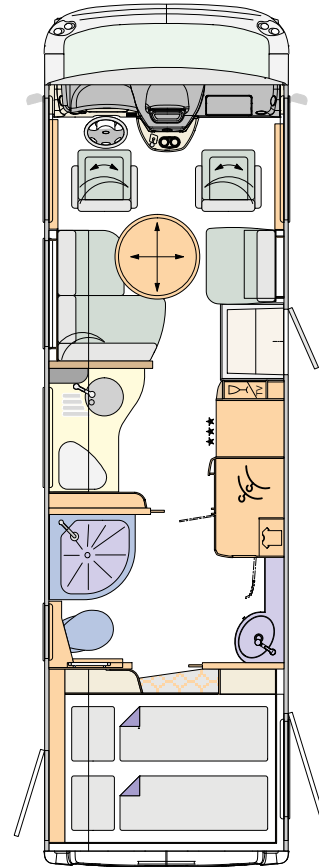
Credo 761 H



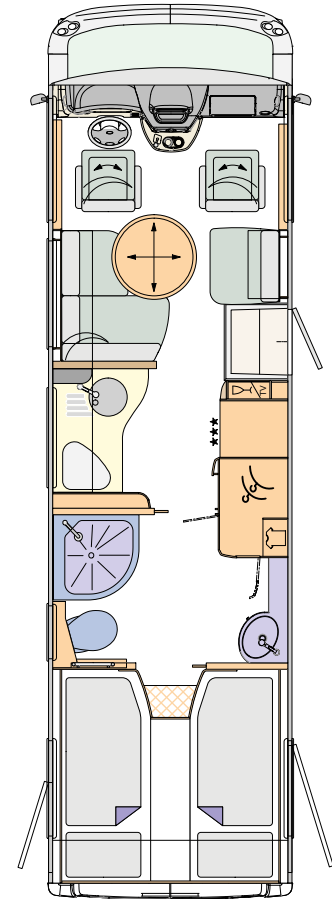
Credo 791 L



Credo 810 H



Credo 840 L





OUR DRIVE FOR YOUR PASSION.

The essence of mobile travel. Concorde is committed to the concept of quality craftsmanship. We manufacture motorhomes of the highest quality for the highest demands. Every vehicle is unique, every vehicle is a masterpiece, classically hand-crafted in a traditional Franconian company, with unwavering passion, enthusiasm and inspiration. Because a passion for motorhomes is what unites the people at Concorde. And it is that which unites us with you.





“We work in eight areas of expertise in the production department. Every day, we step up to the claim of manufacturing absolutely top-class vehicles and constantly becoming that little bit better.”

Martin Rosenbaum
Head of production



“We construct motorhomes for people with a passion for motorhomes. We have designed many things for everything up to the completion of such a vehicle. But we’ve also discarded just as much. After all, only the best ideas will do.”

Hermann Kaiser
Head of development



Concorde

REISEMOBILE AUS LEIDENSCHAFT

Concorde Reisemobile GmbH
Concorde-Straße 2-4, D-96132 Schlüsselfeld-Aschbach
Tel.: +49 (0) 9555 9225-0, Fax: +49 (0) 9555 9225-44
Web: www.concorde.eu, E-Mail: info@concorde.eu

All information and illustrations apply to Concorde motorhomes from the 2015 model year. The model programme, technical specifications and features may vary from country to country. The design is based on the German Road Traffic Act (Straßenverkehrs-Ordnung – StVO) and the Road Traffic Licensing Regulations (Straßenverkehrs-Zulassungs-Ordnung – StVZO). We reserve the right to make changes, including without prior notice. Your Concorde dealer will be happy to provide you with up-to-date information. Please note that some illustrations also show vehicles with optional extras, which may deviate from the standard range.